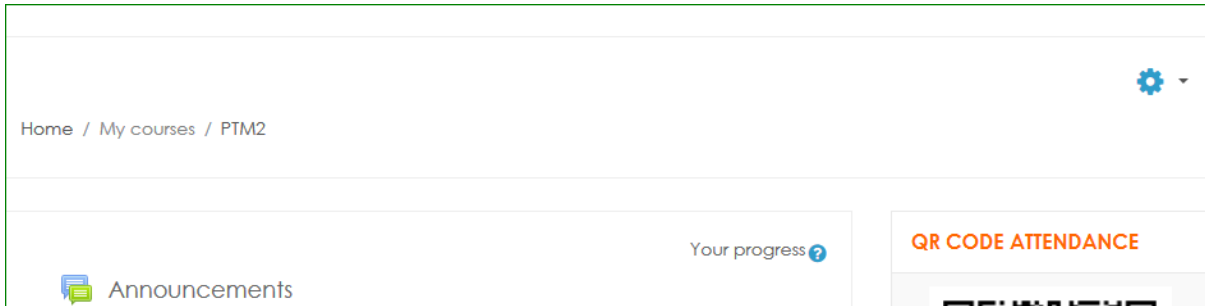
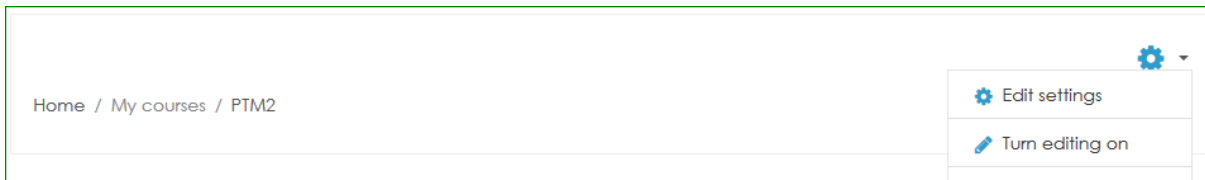


How to increase maximum upload size.

1. Go to your course page. Click on the course administration menu (gear-like icon)



2. Choose Edit settings



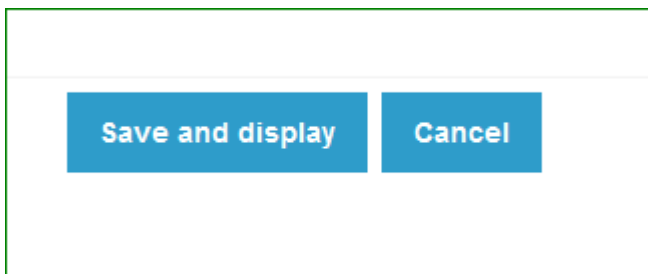
3. Scroll down to File and uploads. Choose Site upload limit on the Maximum upload size.

▼ Files and uploads

Maximum upload size ?

Site upload limit (240MB) ↕

4. Make sure to click Save and display to save your option.



End.

Updated 31 January 2019